

Ademetionine (rINN)

Ademetionine; Ademetionini; Adémétionin; Ademetionin; Ademetionina; Ademetioninum; S-Adenosyl-L-methionine; Methioninyl adenylate; SAME. (S)-5'-[3-Amino-3-carboxypropyl)methylsulphonio]-5'-deoxyadenosine hydroxide, inner salt.

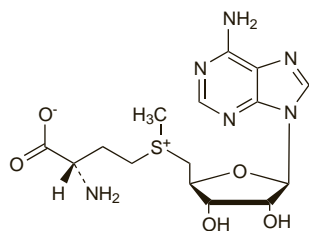
Адеметионин

$C_{15}H_{22}N_6O_5S = 398.4$.

CAS — 29908-03-0; 485-80-3; 17176-17-9.

ATC — A16AA02.

ATC Vet — QA16AA02.

**Profile**

Ademetionine is a naturally occurring molecule found in virtually all body tissues and fluids. It acts as a methyl group donor in many transmethylation reactions and therefore is involved in the synthesis or metabolism of a wide range of compounds that maintain normal cell function. Ademetionine sulfate, tosylate and ademetionine butanedisulfonate are stable forms of ademetionine that have been used for the treatment of depression (see below), liver disorders, and osteoarthritis.

♦ References.

1. Bottiglieri T, *et al.* The clinical potential of ademetionine (S-adenosylmethionine) in neurological disorders. *Drugs* 1994; **48**: 137–52.
2. Chavez M. SAME: S-adenosylmethionine. *Am J Health-Syst Pharm* 2000; **57**: 119–23.
3. Fetrow CW, Avila JR. Efficacy of the dietary supplement S-adenosyl-L-methionine. *Ann Pharmacother* 2001; **35**: 1414–25.
4. Bottiglieri T. S-Adenosyl-L-methionine (SAME): from the bench to the bedside—molecular basis of a pleiotropic molecule. *Am J Clin Nutr* 2002; **76** (suppl): 1151S–1157S.
5. Gören JL, *et al.* Bioavailability and lack of toxicity of S-adenosyl-L-methionine (SAME) in humans. *Pharmacotherapy* 2004; **24**: 1501–7.

Depression. Ademetionine has been given orally or parenterally in the management of depression (p.373). It appears to be of similar efficacy to the tricyclic antidepressants but evidence is limited to small, heterogeneous groups of patients studied over short periods of time; additionally many studies have involved parenteral rather than oral therapy.

References.

1. Bressa GM. S-Adenosyl-L-methionine (SAME) as antidepressant: meta-analysis of clinical studies. *Acta Neurol Scand* 1994; **154** (suppl): 7–14.
2. Anonymous. SAME for depression. *Med Lett Drugs Ther* 1999; **41**: 107–8.
3. Mischoulon D, Fava M. Role of S-adenosyl-L-methionine in the treatment of depression: a review of the evidence. *Am J Clin Nutr* 2002; **76**: 1158S–1161S.
4. Papakostas GI, *et al.* S-Adenosyl-methionine in depression: a comprehensive review of the literature. *Curr Psychiatry Rep* 2003; **5**: 460–6.

Liver disorders. Some workers have found that ademetionine produced clinical improvement in patients with **intrahepatic cholestasis**,^{1,2} including that associated with pregnancy.^{3,4} Pruritus associated with the condition has also been relieved. Other studies,^{5,6} however, have not found any benefit.

Ademetionine produced a good or excellent clinical response in patients with **hepatic steatosis**.⁷ In a study⁸ of patients with **alcoholic liver cirrhosis**, treated with ademetionine for 2 years, there was a trend towards reduced overall mortality or need for liver transplantation, but only in patients with less severe hepatic dysfunction. However, a systematic review⁹ of 9 randomised placebo-controlled studies, which included the latter study could not find evidence to support or refute the claim that ademetionine has a beneficial effect in patients with alcoholic liver diseases, and larger high quality randomised placebo-controlled studies are needed.

1. Frezza M, *et al.* Oral S-adenosylmethionine in the symptomatic treatment of intrahepatic cholestasis: a double-blind, placebo-controlled study. *Gastroenterology* 1990; **99**: 211–15.
2. Almasio P, *et al.* Role of S-adenosyl-L-methionine in the treatment of intrahepatic cholestasis. *Drugs* 1990; **40** (suppl 3): 111–23.
3. Bonferraro G, *et al.* S-Adenosyl-L-methionine (SAME)-induced amelioration of intrahepatic cholestasis of pregnancy: results of an open study. *Drug Invest* 1990; **2**: 125–8.
4. Frezza M, *et al.* S-Adenosylmethionine for the treatment of intrahepatic cholestasis of pregnancy: results of a controlled clinical trial. *Hepatology* 1990; **37** (suppl 2): 122–5.
5. Ribalta J, *et al.* S-Adenosyl-L-methionine in the treatment of patients with intrahepatic cholestasis of pregnancy: a randomized, double-blind, placebo-controlled study with negative results. *Hepatology* 1991; **13**: 1084–9.

The symbol † denotes a preparation no longer actively marketed

6. Floreani A, *et al.* S-Adenosylmethionine versus ursodeoxycholic acid in the treatment of intrahepatic cholestasis of pregnancy: preliminary results of a controlled trial. *Eur J Obstet Gynecol Reprod Biol* 1996; **67**: 109–13.
7. Caballeria E, Moreno J. Therapeutic effects of S-adenosylmethionine (SAME) in hepatic steatosis. *Acta Ther* 1990; **16**: 253–64.
8. Mato JM, *et al.* S-Adenosylmethionine in alcoholic liver cirrhosis: a randomized, placebo-controlled, double-blind, multicenter clinical trial. *J Hepatol* 1999; **30**: 1081–9.
9. Rambaldi A, Glud C. S-Adenosyl-L-methionine for alcoholic liver diseases. Available in The Cochrane Database of Systematic Reviews; Issue 2. Chichester: John Wiley; 2006 (accessed 01/04/08).

Osteoarthritis. Ademetionine has been reported to possess therapeutic efficacy in the treatment of osteoarthritis (p.11) and similar conditions, possibly due to an effect on cartilage metabolism and formation of anti-inflammatory mediators within the cell; it may also inhibit leukotrienes but does not appear markedly to interfere with prostaglandin synthesis.

References.

1. Domljan Z, *et al.* A double-blind trial of ademetionine vs naproxen in activated gonarthrosis. *Int J Clin Pharmacol Ther Toxicol* 1989; **27**: 329–33.
2. Bradley JD, *et al.* A randomized, double blind, placebo controlled trial of intravenous loading with S-adenosylmethionine (SAM) followed by oral SAM therapy in patients with knee osteoarthritis. *J Rheumatol* 1994; **21**: 905–11.
3. Soeken KL, *et al.* Safety and efficacy of S-adenosylmethionine (SAME) for osteoarthritis. *J Fam Pract* 2002; **51**: 425–30.
4. Najm WI, *et al.* S-Adenosyl methionine (SAME) versus celecoxib for the treatment of osteoarthritis symptoms: a double-blind cross-over trial. *BMC Musculoskelet Disord* 2004; **5**: 6.

Preparations

Proprietary Preparations (details are given in Part 3)

Arg.: Transmetil†; **Tunik;** **Austral:** MoodLift†; **Cz.:** Transmetil; **Ger.:** Gumbarel; **Ital.:** Donamet; **Isimett†;** **Samyr†;** **Transmetil†;** **Mex.:** Samyr; **Rus.:** Hep-tor (Гептор); **Heptral** (Гептрал); **Spain:** S Amett†.

Multi-ingredient: **Arg.:** Tunik B12.

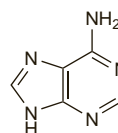
Adenine

Adeniini; Adenin; Adenina; Adeninas; Adénine; Adeninum; Vitamin B₄; Vitamina B₄; 6-Aminopurine; 1,6-Dihydro-6-iminopurine.

Аде́нин

$C_5H_5N_5 = 135.1$.

CAS — 73-24-5.



Pharmacopoeias. In *Eur.* (see p.vii) and *US*.

Ph. Eur. 6.2 (Adenine). A white or almost white powder. Very slightly soluble in water and in alcohol; dissolves in dilute mineral acids and in dilute solutions of alkali hydroxides.

USP 31 (Adenine). Odourless white crystals or crystalline powder. Very slightly soluble in water; sparingly soluble in boiling water; slightly soluble in alcohol; practically insoluble in chloroform and in ether.

Profile

Adenine is a purine base and one of the components of adenosine nucleotides that form nucleic acids (p.2355). It is also a constituent of many coenzymes. It has been used to extend the storage life of whole blood (p.1056) and has also been given for the management of white blood cell disorders and alcoholism. Adenine hydrochloride has been used similarly.

Preparations

USP 31: Anticoagulant Citrate Phosphate Dextrose Adenine Solution.

Proprietary Preparations (details are given in Part 3)

Fr.: Leuco-4.

Multi-ingredient: **Fr.:** TTD-B -B ; **Philipp.:** Godex; **Rus.:** Lidvine (Лидвиев); **Spain:** Hepadif.

Adenosine Phosphate (BAN, USAN, rINN)

Adenosine Monophosphate; Adenosine 5'-Monophosphate; Adénosine, Phosphate d'; Adenosine-5'-(dihydrogen phosphate); Adenosine-5'-phosphoric Acid; Adenosini Phosphas; 5'-Adenylic Acid; AMP; A-5MP; Fosfato de adenosina; Monophosadénine; Muscle Adenylic Acid; NSC-20264. 6-Amino-9-β-D-ribofuranosylpurine 5'-(dihydrogen phosphate).

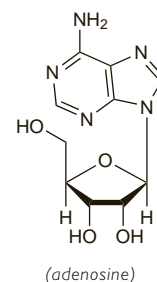
Адено́зина Фосфат

$C_{10}H_{14}N_5O_7P = 347.2$.

CAS — 61-19-8.

ATC — C01EB10.

ATC Vet — QC01EB10.



(adenosine)

Pharmacopoeias. *Ger.* includes the disodium salt ($C_{10}H_{12}N_5Na_2O_7 \cdot 2H_2O$).

Profile

Adenosine phosphate is an endogenous adenine nucleotide involved in many biological processes. Adenosine monophosphate (AMP) is a vasodilator and has been included in preparations for venous insufficiency, haemorrhoids, and varicose veins. It has also been used in pain and inflammation. Adenosine diphosphate and its disodium salt have also been used. AMP is also used in bronchial challenge tests to assess airway hyper-responsiveness in asthma and other respiratory disorders.

Unlike adenosine (p.1202) or adenosine triphosphate (below), adenosine phosphate is not used in supraventricular tachycardias.

Preparations

Proprietary Preparations (details are given in Part 3)

Fr.: Adenyl.

Multi-ingredient: **Cz.:** Laevadosin†; **S.Afr.:** Lipostabil†; **Spain:** Artri; Taurobetina†.

Adenosine Triphosphate

Adenosina, trifosfato de; Adenosine 5'-Triphosphate; 5'-Adenyldiphosphoric Acid; Adenylpyrophosphoric Acid; ATP; Trifosadenina; Triphosadénine. Adenosine 5'-(tetrahydrogen triphosphate).

Адено́синтрифосфат

$C_{10}H_{16}N_5O_{13}P_3 = 507.2$.

CAS — 56-65-5.

ATC — C01EB10.

ATC Vet — QC01EB10.

Pharmacopoeias. *Ger.* includes the disodium salt ($C_{10}H_{14}N_5Na_2O_{13}P_3 = 551.1$).

Profile

Adenosine triphosphate (ATP) is an endogenous adenine nucleotide with a fundamental role in cellular energy transformation; ATP is hydrolysed to adenosine diphosphate (ADP) releasing energy stored in phosphate bonds. In addition, extracellular ATP influences many biological processes.

ATP is a vasodilator that has been used in varied disorders. The sodium and disodium salts have been used in cerebral and peripheral vascular disorders and also for the treatment of supraventricular tachycardias, although adenosine (p.1202) is the form generally used as an antiarrhythmic. ATP has also been investigated for use in cachexia in patients with cancer.

♦ Reviews.

1. Agteresch HJ, *et al.* Adenosine triphosphate: established and potential clinical applications. *Drugs* 1999; **58**: 211–32.

Preparations

Proprietary Preparations (details are given in Part 3)

Arg.: Atepadene†; **Fr.:** Atepadene; Striadyne; **Hong Kong:** ATP-Daichi; **Jpn:** Atephos; **Philipp.:** Nutaphake; **Rus.:** Fosfobion (Фосфобион)†; **Spain:** Atepadin.

Multi-ingredient: **Cz.:** Laevadosin†; **Indon.:** Enerplus; Myoviton; Vitap; **Spain:** Refulgin.

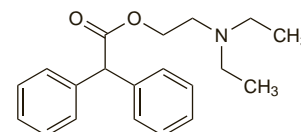
Adiphenine (rINN)

Adifenina; Adiphénine; Adipheninum. 2-Diethylaminoethyl diphenylacetate.

Ади́фенин

$C_{20}H_{25}NO_2 = 311.4$.

CAS — 64-95-9.



Adiphenine Hydrochloride (USAN, rINNMI)

Adiphénine, Chlorhydrate d'; Adiphenini Hydrochloridum; Cloridrato de Adifenina; Hidrocloruro de adifenina; NSC-129224; Spasmolytine.

Адифенина Гидрохлорид
C₂₀H₂₅NO₂·HCl = 347.9.
CAS — 50-42-0.

Profile

Adiphenine and adiphenine hydrochloride have been used as antispasmodics.

Preparations

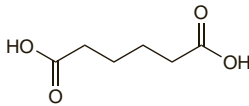
Proprietary Preparations (details are given in Part 3)

Multi-ingredient: **Braz.:** Analgesedan†; Dipirol†; Dorlen; Dorless; Lisador; Sedalene; Sedalin; **Chile:** Abalgin; Andil†; Immediat†; SAE; **Switz.:** Spasmo-Barbamin†; Spasmo-Barbamine compositum†; **Turk.:** Spasmo-Panalgin.

Adipic Acid

Acide adipique; Acidum adipicum; Adipico, ácido; Adipiinihappo; Adipinsäure; Adipinsav; Adipinsyra; Adipo rügštis; Hexanedioic Acid; Kwas adypinowy; Kyselina adipová. 1,4-Butanedicarboxylic acid.

C₆H₁₀O₄ = 146.1.
CAS — 124-04-9.



Pharmacopoeias. In *Eur.* (see p.vii). Also in *USNF*.

Ph. Eur. 6.2 (Adipic Acid). A white or almost white, crystalline powder. Sparingly soluble in water; soluble in boiling water; freely soluble in alcohol and in methyl alcohol; soluble in acetone.

USNF 26 (Adipic Acid). A white, crystalline powder. Slightly soluble in water; soluble in boiling water and in acetone; freely soluble in alcohol and in methyl alcohol. Store in airtight containers.

Profile

Adipic acid is an acidifier that is used in foods and has been included in preparations for the treatment of urinary-tract infections.

Adonis Vernalis

Adonide; Adonidis Vernalis Herba; Adonis; Adonis vernal; Adonisiskraut; False Hellebore; Herba Adonidis; Vernal Pheasant's Eye; Ziele mlka wiosennego.

Pharmacopoeias. In *Ger.* and *Pol.*

Profile

Adonis vernalis, the dried aerial parts of *Adonis vernalis* (Ranunculaceae), contains cardiac glycosides which have actions similar to those of digoxin (p.1259).

Homoeopathy. Adonis vernalis has been used in homoeopathic medicines under the following names: Adonis v.

Preparations

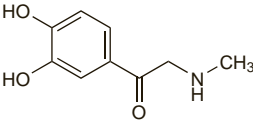
Proprietary Preparations (details are given in Part 3)

Multi-ingredient: **Braz.:** Calmazin†; Serenus; **Ger.:** Miroton; Miroton N†; Oxacant N†; Oxacant-forte N†; Oxacant-Khella N†.

Adrenalone (USAN, pINN) ⊗

Adrenalon; Adrenalona; Adréralone; Adrenaloni; Adrenalonum. 3',4'-Dihydroxy-2-(methylamino)acetophenone.

Адреналон
C₉H₁₁NO₃ = 181.2.
CAS — 99-45-6.
ATC — A01AD06; B02BC05.
ATC Vet — QA01AD06; QB02BC05.



Adrenalone Hydrochloride (pINNMI) ⊗

Adréralone, Chlorhydrate d'; Adrenaloni Hydrochloridum; Adrenalonu chlorowodorek; Hidrocloruro de adrenalona.

Адреналона Гидрохлорид
C₉H₁₁NO₃·HCl = 217.6.
CAS — 62-13-5.
ATC — A01AD06; B02BC05.
ATC Vet — QA01AD06; QB02BC05.

Profile

Adrenalone hydrochloride is used as a local haemostatic and vasoconstrictor. It has also been used with adrenaline in eye drops for glaucoma.

Preparations

Proprietary Preparations (details are given in Part 3)

Denm.: Stryphnon†; **Ger.:** Stryphnasal†.

Multi-ingredient: **Ger.:** Links-Glaukosant†.

Aesculus

Aesculus hippocastanum; Castaño de indias; Hippocastani semen; Horse-chestnut; Marron d'Inde; Rosskastaniensamen.

CAS — 6805-41-0 (aescin); 11072-93-8 (β-aescin); 531-75-9 (anhydrous esculoside).

Pharmacopoeias. In *Fr.*, *Ger.*, *It.*, and *US*.

US also includes the powdered form and powdered extract.

Ger. also includes esculoside in the sesquihydrate form.

USP 31 (Horse Chestnut). The dried seeds of *Aesculus hippocastanum* (Hippocastanaceae), harvested in the autumn. It contains not less than 3.0% of triterpene glycosides, calculated on the dried basis as aescin. Protect from light and moisture.

Profile

The seeds (conkers) and other parts of the horse-chestnut, *Aesculus hippocastanum*, contain several active principles including esculoside (aesculin or esculin; 6-β-D-glucopyranosyloxy-7-hydroxycoumarin, C₁₅H₁₆O₉ = 340.3) and aescin (escin), which is a mixture of saponins.

Ingestion of aesculus may cause nausea, vomiting, diarrhoea, abdominal colic, delirium, and with large doses respiratory arrest.

Aescin and esculoside, the major active principles of aesculus, have been used in the prevention and treatment of various peripheral vascular disorders, including haemorrhoids (p.1697). They have been given by mouth, by intravenous injection (in the form of sodium aescinate), by rectal suppository, and applied topically. Aescin has also been given intravenously in the prevention and treatment of postoperative oedema. The maximum intravenous dose in adults for such conditions has been stated to be 20 mg daily; acute renal failure has been reported in patients given higher doses, sometimes with other nephrotoxic drugs. Other derivatives such as sodium aescin polysulfate have also been used.

Homoeopathy. Aesculus has been used in homoeopathic medicines under the following names: Aesculus hippocastanum; Aesculus cortex; Aesculus hippocastanum ex cortice; Aesc. hip.

Esculoside has been used in homoeopathic medicines under the following names: Aesculinum; Aescul.

Adverse effects. **EFFECTS ON THE KIDNEYS.** A report of the incidence of acute renal failure in patients after cardiac surgery and implicating high-dose intravenous aescin therapy.¹ In 70 patients given a mean maximum daily dose of 340 micrograms/kg, no alteration of renal function was seen; in 16 receiving 360 micrograms/kg, mild renal impairment occurred; and in 40 given 510 micrograms/kg, acute renal failure developed.

1. Hellberg K, *et al.* Medikamentös bedingtes post-operatives Nierenversagen nach herzchirurgischen Eingriffen. *Thoraxchirurgie* 1975; **23**: 396-400.

EFFECTS ON THE RESPIRATORY TRACT. Bronchial asthma associated with aescin inhalation has been reported in a worker in the pharmaceutical industry.¹

1. Muñoz X, *et al.* Occupational asthma related to aescin inhalation. *Ann Allergy Asthma Immunol* 2006; **96**: 494-6.

EFFECTS ON THE SKIN. Contact dermatitis¹ to aesculin and contact urticaria² to aescin have been reported after the use of topical preparations that contained these extracts. Both reactions were confirmed by positive skin tests.

1. Comaish JS, Kersey PJ. Contact dermatitis to extract of horse chestnut (esculin). *Contact Dermatitis* 1980; **6**: 150-1.
2. Escribano MM, *et al.* Contact urticaria due to aescin. *Contact Dermatitis* 1997; **37**: 233.

POISONING. There have been reports of poisoning in children from eating the seeds, or drinking infusions made from the leaves and twigs of horse-chestnut trees.¹ The toxic substance is considered to be esculoside. Symptoms of poisoning were muscle twitching, weakness, lack of coordination, dilated pupils, vomiting, diarrhoea, paralysis, and stupor.

1. Nagy M. Human poisoning from horse chestnuts. *JAMA* 1973; **226**: 213.

Uses. The use of aesculus has been reviewed;^{1,2} although there is some evidence suggesting benefit in chronic venous insufficiency, more rigorous studies are needed.²

1. Sirtori CR. Aescin: pharmacology, pharmacokinetics and therapeutic profile. *Pharmacol Rev* 2001; **44**: 183-93.
2. Pittler MH, Ernst E. Horse chestnut seed extract for chronic venous insufficiency. Available in The Cochrane Database of Systematic Reviews; Issue 1. Chichester: John Wiley; 2006 (accessed 31/03/06).

Preparations

Proprietary Preparations (details are given in Part 3)

Arg.: Gralic Retard; Herbaccion Venotonico; Nadem; Venastat; Venostasin; **Austria:** Aesculaforce; Provenen; Reparil; Venosin; Venostasin; **Belg.:** Reparil; Veinofytol; Venoplant; **Braz.:** Phytovain; Reparil; Vanilise; Venafort; Venostasin†; Zarv; **Chile:** Venastat; **Cz.:** Reparil; Trauman†; Venitan; Yellon; **Fr.:** Fogencyl; **Ger.:** Aescorin Forte; Aescorin N†; Aescusan; Aescuven; Concentrin; Essaven; Essaven Neu; Hamos-Tropfen-S†; Heweven Phytol; Hoevenol; Noricaven; Opino; opino N; Perivar Rosskaven†; Plissamur; Proveno N†; Reparil; Rexiluvon S†; Sklerovenol N†; Vasoforte N†; Vasotonin†; Venalot novo†; Venen-Dragees†; Venen-Fluid; Venen-Tabletten; Venen-Tropfen N; Venentabs; veno-biomo; Venodura; Venoplant; Venopyronum; Venopyronum N†; Venostasin; **Hong Kong:** Reparil; **Hung.:** Venastat; **Ital.:** Curaven†; Edeven; Flebostasin; Reparil; **Mex.:** Alevan; Venastat; Verisan†; **Pol.:** Aescuven; Esceven; Reparil; Sapoven; Venastat; Venitan; Venoplant; Venotonin; **Port.:** Varison; Venoparil†; **Rus.:** Venitan (Венитан); Venoplant (Венонлант); **Spain:** Flebostasin; Plantivenol; Provenen†; Varcid; **Switz.:** Aesculaforce; AesculaMed; Phlebostasin; Reparil; Venavit N; Venostasin; **Thai.:** Reparil; **Turk.:** Reparil N; **UK:** Venaforce; **Venez.:** Vaso-plant.

Multi-ingredient: **Arg.:** Escina Forte; Escina Omega; Esculeol P; Reparil†; Flaval; Gralic Forte; Ixana; Troxeven†; Tubarine; Venoful; Venostasin; VNS 45; **Austral.:** Bioglan Cirlot; Bioglan Zellulean with Escin; Extralife Leg-Care; Herbal Capillary Care†; Proflot; **Austria:** Amphodyn; Augentropfen Stulln; Dilaescol; Venofort; Venoplant; **Braz.:** Castanha de India Composita†; Digestron†; Hemorroidex†; Mirorridex†; Novamrutina; Proctosan; Reparil; Supositorio Hamamelis Compositum†; Traumed†; Varioz†; Venocur Triplex Venofortan†; Venostasin†; **Canada:** Procto; Proctomyxin HC; Proctosedyl; ratio-Proctosone; **Chile:** Hemorrol†; Proctoplex; Repariven; Vancare†; **Cz.:** Anavenol; Evercil†; Heparin-Gel†; Ophthalmoe-Vercil; Reparil-Gel N; **Denm.:** Proctosedyl†; **Fin.:** Proctosedyl†; **Fr.:** Aphloine P; Arterase; Climaxol; Creme Rap; Escingel†; Evavase; Hemorroidex; Histofluine P; Intrait de Marron d'Inde P; Mediflor Tisane Circulation du Sang No 12; Opo-Veinogene; Phlebogel; Phlebosedol†; Phytomel; Preparation H; Reparil; Sedorhoide; Venoplythum†; Venostase; Venotonyl; Vivene†; **Ger.:** Aescusan; Amphodyn†; Apoclectal N†; Augentropfen Stulln Mono; Cefasabal; Cycloven Forte N; Diu Venostasin; Essaven N†; Essaven ultra†; Essaven†; Fagorutin Rosskastanien-Balsam N; Hametum-N†; Hamos N†; Heparin Comp†; Heparin Kombi-Gel†; Heusin†; Intrademid; Lindigol S†; opino N spezial†; SC 30 V; Posti N†; Reparil-Gel N; Revicain comp plus†; Revicain comp†; Palchumin Teilbad N†; Salus Venen Krauter Dragees N†; Solum Ol; Sportulac M†; Trauma-cyl; Varicylum-S; Venacton†; Venen Krauter NT; Venen-Salbe N†; Venengely†; Veno-Kattwiga N†; Venoplant AH-S†; Welela Hamorroidalzapfen†; **Gr.:** Opino-jel; **Hong Kong:** Proctosedyl†; Proctosone†; Reparil; **Hung.:** Reparil N; **India:** Proctosedyl†; **Indon.:** Lanaven; Lanaven Plus; Opino; **Ir.:** Proctosedyl†; **Ital.:** Algorex; Altradine; Angiovein; Brest†; Capill Venogel; Centella Complex; Centenil H; Dermocinetic; Dermoprol†; Edeven; Essaven; Flavion; Flebo-S†; Flebolider; Flodolor; Fogofort; Fogovis Ildro-Gel; Hirudex†; Inflamase; Inflamase Ildro-Gel; Levital Plus; Muscoril Trauma; Osmogel; Pk Gel; Proctonet†; Proctopure; Proctosedyl; Recto-Reparil; Reparil; RepaVen†; Sedalen Cort†; Sedilene Procto†; Signum; Snell Cell; Somatoline; Varicogel†; Venactive; Venalta; Venoplus†; Venoton; Venotrauma†; **Malaysia:** Proctosedyl; Proctosone†; **Mex.:** Almodin; **Mon.:** Fluon; **Norw.:** Proctosedyl†; **Philipp.:** Proctosedyl†; **Pol.:** Aesculan; Anavenol; Arcalen; Amisol; Emorect; Escalar; Fitoven; Hemorol; Neo-Aesculan; Proctosone; Reparil N; Sapoven AT; Sapoven T; Savarix; Venacorn; Venescin; Venofortin; Venoze†; **Port.:** Relmus Compositum†; Synchrocell; Venoparil; **Rus.:** Aescusan (Эскусан); Anavenol (Анавенол); **S.Afr.:** Essaven†; Proctosedyl†; Reparil; Stibium Comp; **Singapore:** Erase; Proctosedyl†; **Spain:** Caprolides Hemostatic; Contusin; Essavenon; Reparil; Hemodren Compositum†; Roidemof†; Ruscimelf†; Urogenin; Venacol; **Swed.:** Proctosedyl†; **Switz.:** Augentonicum; Demoven N; Dolo-Veniten†; Flavovenyl; Fogecyl; Ispasin; Lapidar 4; Phlebostasin compositum†; Reparil; Strath Gouttes pour les veines; Suppositoires contre les hemorrhoides†; Veno-Gouttes-N†; Venoplant comp; Venoplant-N†; **Thai.:** Essaven; Proctosedyl; Reparil; Veno Gel; **Turk.:** Prepagel; **Venez.:** Gelsom.

Afelimomab (rINN)

Afélimomab; Afelimomabum; MAK-195F. Immunoglobulin G3, anti-(human tumor necrosis factor α) (F(ab')2 fragment (mouse monoclonal LU54107 γ3-chain), disulfide with mouse monoclonal LU54107 κ-chain, dimer).

Афелимомаб
CAS — 156227-98-4.
ATC — L04AB03.
ATC Vet — QL04AB03.

Profile

Afelimomab is a monoclonal tumour necrosis factor antibody that has been investigated for the treatment of sepsis.

◇ References.

1. Vincent JL. Afelimomab. *Int J Clin Pract* 2000; **54**: 190-3.
2. Reinhart K, *et al.* Randomized, placebo-controlled trial of the anti-tumor necrosis factor antibody fragment afelimomab in hyperinflammatory response during severe sepsis: the RAMSES study. *Crit Care Med* 2001; **29**: 765-9.
3. Gallagher J, *et al.* A multicenter, open-label, prospective, randomized, dose-ranging pharmacokinetic study of the anti-TNF-α antibody afelimomab in patients with sepsis syndrome. *Intensive Care Med* 2001; **27**: 1169-78.
4. Panacek EA, *et al.* Efficacy and safety of the monoclonal anti-tumor necrosis factor antibody (F(ab')2 fragment afelimomab in patients with severe sepsis and elevated interleukin-6 levels. *Crit Care Med* 2004; **32**: 2173-82.