

21. Jayne DRW, *et al.* Treatment of systemic vasculitis with pooled intravenous immunoglobulin. *Lancet* 1991; **337**: 1137-9.
22. Nowack R, *et al.* Mycophenolate mofetil for systemic vasculitis and IgA nephropathy. *Lancet* 1997; **349**: 774.
23. Keogh KA, *et al.* Rituximab for refractory Wegener's granulomatosis: report of a prospective, open-label pilot trial. *Am J Respir Crit Care Med* 2006; **173**: 180-7.

Alclometasone Dipropionate (BANM, USAN, rINN) \otimes

Alclométasone, Dipropionate d'; Alclometasoni Dipropionas; Alklometasonidipropionat; Alklometasonidipropionaatti; Dipropionato de alclometasone; Sch-22219. 7 α -Chloro-11 β ,17 α ,21-trihydroxy-16 α -methylpregna-1,4-diene-3,20-dione 17,21-dipropionate.

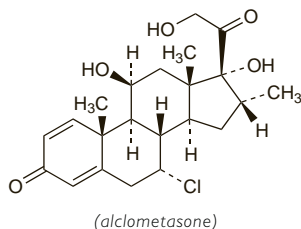
Альклометазона Дипропионат

$C_{28}H_{37}ClO_7 = 521.0$.

CAS — 67452-97-5 (alclometasone); 66734-13-2 (alclometasone dipropionate).

ATC — D07AB10; S01BA10.

ATC Vet — QD07AB10; QS01BA10.

**Pharmacopoeias.** In US.

USP 31 (Alclometasone Dipropionate). Store in airtight containers.

Profile

Alclometasone dipropionate is a corticosteroid used topically for its glucocorticoid activity (p.1490) in the treatment of various skin disorders. It is usually used as a cream or ointment containing 0.05%.

When applied topically, particularly to large areas, when the skin is broken, or under occlusive dressings, corticosteroids may be absorbed in sufficient amounts to cause systemic effects (p.1490). The effects of topical corticosteroids on the skin are described on p.1492. For recommendations concerning the correct use of corticosteroids on the skin, and a rough guide to the clinical potencies of topical corticosteroids, see Topical Application, p.1497.

Preparations

USP 31: Alclometasone Dipropionate Cream; Alclometasone Dipropionate Ointment.

Proprietary Preparations (details are given in Part 3)

Austral.: Logoderm†; **Chile:** Logoderm†; **Cz.:** Alfordem; **Denm.:** Legederm†; **Fin.:** Legederm†; **Ger.:** Delonal; **Gr.:** Lomesone; **Hong Kong:** Perderm†; **Hung.:** Perderm†; **Indon.:** Cloderm; **Perderm†**; **Irl.:** Modrasone; **Ital.:** Legederm; **Malaysia:** Perderm†; **Mex.:** Logoderm; **Neth.:** Aclosone; **NZ:** Logoderm†; **Port.:** Miloderme; **Rus.:** Alfordem (Алфодерм); **Singapore:** Perderm†; **Swed.:** Legederm†; **Switz.:** Delonal†; **UK:** Modrasone; **USA:** Aclovate; **Venez.:** Demiderm.

Aldosterone (BAN, rINN)

Aldosteron; Aldosterona; Aldostérone; Aldosteroni; Aldosteronum; Electrocorrin. 11 β ,18-Epoxy-18,21-dihydroxypregn-4-ene-3,20-dione.

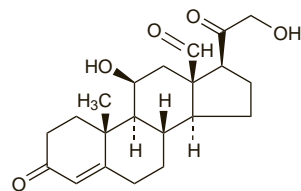
Альдостерон

$C_{21}H_{28}O_5 = 360.4$.

CAS — 52-39-1.

ATC — H02AA01.

ATC Vet — QH02AA01.

**Adverse Effects**

Aldosterone has very pronounced mineralocorticoid actions and little effect on carbohydrate metabolism. It may therefore exhibit the mineralocorticoid adverse effects described for the corticosteroids in general (p.1490).

Uses and Administration

Aldosterone is the main mineralocorticoid (p.1490) secreted by

the adrenal cortex. It has no significant glucocorticoid (anti-inflammatory) properties.

Aldosterone has been given by intramuscular or intravenous injection, with a glucocorticoid, in the treatment of primary adrenocortical insufficiency (p.1498) but synthetic mineralocorticoids such as fludrocortisone (p.1530), which can be given orally, are usually preferred. It has also been used as the sodium succinate.

Amcinonide (BAN, USAN, rINN) \otimes

Amcinónida; Amcinonidum; Amcinopol; CL-34699. 16 α ,17 α -Cyclopentylidenedioxy-9 α -fluoro-11 β ,21-dihydroxypregna-1,4-diene-3,20-dione 21-acetate.

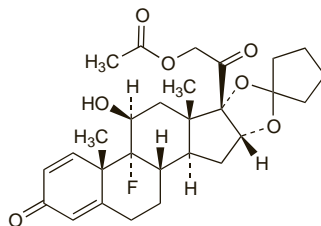
АмЦИНОНИД

$C_{28}H_{35}FO_7 = 502.6$.

CAS — 51022-69-6.

ATC — D07AC11.

ATC Vet — QD07AC11.

**Pharmacopoeias.** In US.**Profile**

Amcinonide is a corticosteroid used topically for its glucocorticoid activity (p.1490) in the treatment of various skin disorders. It is usually used as a cream, lotion, or ointment containing 0.1%. When applied topically, particularly to large areas, when the skin is broken, or under occlusive dressings, corticosteroids may be absorbed in sufficient amounts to cause systemic effects (p.1490). The effects of topical corticosteroids on the skin are described on p.1492. For recommendations concerning the correct use of corticosteroids on the skin, and a rough guide to the clinical potencies of topical corticosteroids, see p.1497.

Preparations

USP 31: Amcinonide Cream; Amcinonide Ointment.

Proprietary Preparations (details are given in Part 3)

Belg.: Amicla; **Canad.:** Amcort; Cyclocort; **Fr.:** Pentocort†; **Ger.:** Amciderm; **Mex.:** Vsderm H; **Thai.:** Amciderm; Vsderm†; **USA:** Cyclocort†.

Beclomethasone Dipropionate

(BANM, rINN) \otimes

Béclométasone, dipropionate de; Beclometasoni dipropionas; Beclometasoni Dipropionas; Beclomethasone Dipropionate (USAN); Beclometasonidipropionat; Beclometason-dipropionát; Beclometasonidipropionaatti; Beclometazon Dipropionat; Beclometazon-dipropionát; Beclometazono dipropionatas; Beclometazonu dipropionan; 9 α -Chloro-16 β -methylprednisolone Dipropionate; Dipropionato de beclometasone; Sch-18020VV. 9 α -Chloro-11 β ,17 α ,21-trihydroxy-16 β -methylpregna-1,4-diene-3,20-dione 17,21-dipropionate.

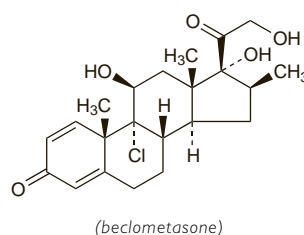
Беклометазона Дипропионат

$C_{28}H_{37}ClO_7 = 521.0$.

CAS — 4419-39-0 (beclometasone); 5534-09-8 (beclometasone dipropionate).

ATC — A07EA07; D07AC15; R01AD01; R03BA01.

ATC Vet — QA07EA07; QD07AC15; QR01AD01; QR03BA01.

**Pharmacopoeias.** In Chin., Eur. (see p.vii), Int., and Jpn.

US allows either the anhydrous or monohydrate form. Eur. also includes a separate monograph for the monohydrate.

Ph. Eur. 6.2 (Beclomethasone Dipropionate, Anhydrous). A white or almost white, crystalline powder. Practically insoluble

in water; sparingly soluble in alcohol; freely soluble in acetone. Protect from light.

Ph. Eur. 6.2 (Beclomethasone Dipropionate Monohydrate). A white or almost white powder. Practically insoluble in water; sparingly soluble in alcohol; freely soluble in acetone. Protect from light.

USP 31 (Beclomethasone Dipropionate). It is anhydrous or contains one molecule of water of hydration. A white to cream white, odourless powder. Very slightly soluble in water; freely soluble in alcohol and in acetone; very soluble in chloroform.

Adverse Effects, Treatment, Withdrawal, and Precautions

As for corticosteroids in general (p.1490).

Adrenal suppression may occur in some patients treated with high-dose long-term inhalation therapy for asthma. It has been stated that in the majority of patients no significant suppression is likely to occur when total daily doses of less than 1.5 mg are used (but see Adrenal Suppression, below).

When applied topically, particularly to large areas, when the skin is broken, or under occlusive dressings, corticosteroids may be absorbed in sufficient amounts to cause systemic effects. Systemic absorption may also follow nasal use, particularly after high doses or prolonged treatment.

Adrenal suppression. The problem of adrenal suppression with corticosteroids is discussed on p.1491. Listed below are some references and correspondence concerning adrenal suppression due to beclomethasone inhalation therapy.¹⁻⁸ In some cases occurring with doses below 1.5 mg daily.⁶ However, one study found that function of the hypothalamic-pituitary-adrenal axis remained normal in most patients at beclomethasone doses below 3 mg daily.⁹

- Grant IWB, Crompton GK. Becloforte inhaler. *BMJ* 1983; **286**: 644-5.
- Slessor IM. Becloforte inhaler. *BMJ* 1983; **286**: 645.
- Ebden P, Davies BH. High-dose corticosteroid inhalers for asthma. *Lancet* 1984; **ii**: 576.
- Law CM, *et al.* Nocturnal adrenal suppression in asthmatic children taking inhaled beclomethasone dipropionate. *Lancet* 1986; **i**: 942-4.
- Brown HM. Nocturnal adrenal suppression in children inhaling beclomethasone dipropionate. *Lancet* 1986; **i**: 1269.
- Maxwell DL, Webb J. Adverse effects of inhaled corticosteroids. *BMJ* 1989; **298**: 827-8.
- Pfritts K, *et al.* Adrenal function in asthma. *Arch Dis Child* 1990; **65**: 838-40.
- Tabachnik E, Zadik Z. Diurnal cortisol secretion during therapy with inhaled beclomethasone dipropionate in children with asthma. *J Pediatr* 1991; **118**: 294-7.
- Brown PH, *et al.* Large volume spacer devices and the influence of high dose beclomethasone dipropionate on hypothalamic-pituitary-adrenal axis function. *Thorax* 1993; **48**: 233-8.

Candidiasis. Results of a study involving 229 asthmatic children indicated that the presence of a sore throat or a hoarse voice was not related to the presence of *Candida* or to treatment with inhaled beclomethasone.¹ The occurrence of only one clinical case of oral candidiasis in 129 of the children receiving beclomethasone confirmed previous observations that it is an uncommon finding in children compared with the reported incidence of between 4.5 and 13% in adults. The incidence of colonisation with *Candida* was greater in those children who received corticosteroids than in those who did not but was not affected by either the dose or type of inhaler used.

- Shaw NJ, Edmunds AT. Inhaled beclomethasone and oral candidiasis. *Arch Dis Child* 1986; **61**: 788-90.

Effects on the bones. The adverse effects of corticosteroids in general on bones are discussed on p.1491.

Studies in healthy subjects have shown that inhaled beclomethasone dipropionate can suppress bone metabolism.¹⁻³ These studies measured biochemical markers such as serum-osteocalcin concentrations, serum alkaline phosphatase activity, and urinary hydroxyproline-creatinine ratio, over short periods of time. Another study found that markers of collagen turnover, but not osteocalcin, were reduced by beclomethasone or budesonide 800 micrograms daily in mildly asthmatic children.⁴ Results are difficult to interpret since osteocalcin concentrations are reduced in patients with asthma regardless of treatment,⁵ and it is uncertain whether significant bone loss does occur in practice. One 12-month study⁶ in adults with asthma found that biochemical markers showed suppressed bone formation from inhaled beclomethasone, and that there was some loss of bone mineral density from the hip. This study also found that inhaled fluticasone, in equivalent therapeutic doses, may have less adverse effect on bone. Another, smaller, study⁷ found no adverse effects from beclomethasone or fluticasone on bone mass or metabolism. In a study⁸ of asthmatic children, comparing those treated with inhaled budesonide with those who received no corticosteroids, an average daily dose of about 500 micrograms budesonide for 3 to 6 years did not adversely affect bone density and mineral measures.

- Pouw EM, *et al.* Beclomethasone inhalation decreases serum osteocalcin concentrations. *BMJ* 1991; **302**: 627-8.

- Ali N, *et al.* Beclomethasone and osteocalcin. *BMJ* 1991; **302**: 1080.
- Teelucksingh S, *et al.* Inhaled corticosteroids, bone formation and osteocalcin. *Lancet* 1991; **338**: 60–1.
- Birkebeck NH, *et al.* Bone and collagen turnover during treatment with inhaled dry powder budesonide and beclomethasone dipropionate. *Arch Dis Child* 1995; **73**: 524–7.
- König P, *et al.* Bone metabolism in children with asthma treated with inhaled beclomethasone dipropionate. *J Pediatr* 1993; **122**: 219–26.
- Pauwels RA, *et al.* Safety and efficacy of fluticasone and beclomethasone in moderate to severe asthma. *Am J Respir Crit Care Med* 1998; **157**: 827–32.
- Medici TC, *et al.* Effect of one year treatment with inhaled fluticasone propionate or beclomethasone dipropionate on bone density and bone metabolism: a randomised parallel group study in adult asthmatic subjects. *Thorax* 2000; **55**: 375–82.
- Agertoft L, Pedersen S. Bone mineral density in children with asthma receiving long-term treatment with inhaled budesonide. *Am J Respir Crit Care Med* 1998; **157**: 178–83.

Effects on growth. Meta-analysis of 3 eligible studies (out of 92 examined) concluded that inhaled beclomethasone therapy at a dose of 400 micrograms daily may cause a 1.54 cm/year decrease in growth in children with mild to moderate asthma.¹ The long-term effects of treatment are unknown, and therefore it is not clear whether catch-up growth will occur on stopping therapy. The lowest possible dose of corticosteroid therapy should be used in asthma, and growth should be monitored.¹ There is also evidence² that long-term intranasal beclomethasone for the treatment of allergic rhinitis can slow growth in children; the effect on final height is unknown. For further details of the effects of corticosteroids on growth, see p.1492.

- Sharek PJ, *et al.* Beclomethasone for asthma in children: effects on linear growth. Available in The Cochrane Database of Systematic Reviews; Issue 3. Chichester: John Wiley; 1999 (accessed 12/05/05).
- Skoner DP, *et al.* Detection of growth suppression in children during treatment with intranasal beclomethasone dipropionate. Abstract: *Pediatrics* 2000; **105**: 415–16. Full version: <http://pediatrics.aappublications.org/cgi/content/full/105/2/e23> (accessed 27/04/04)

Effects on the lungs. Pulmonary eosinophilia has occurred in patients treated with inhaled beclomethasone.^{1,4}

- Paterson IC, *et al.* Pulmonary eosinophilia after substitution of aerosol for oral corticosteroid therapy. *Br J Dis Chest* 1975; **69**: 217–22.
- Hudgel DW, Spector SL. Pulmonary infiltration with eosinophilia: recurrence in an asthmatic patient treated with beclomethasone dipropionate. *Chest* 1977; **72**: 359–60.
- Klotz LR, *et al.* The use of beclomethasone dipropionate inhaler complicated by the development of an eosinophilic pneumonia reaction. *Ann Allergy* 1977; **39**: 133–6.
- Mollura JL, *et al.* Pulmonary eosinophilia in a patient receiving beclomethasone dipropionate aerosol. *Ann Allergy* 1979; **42**: 326–9.

Hypersensitivity. There have been reports of asthmatic reactions to beclomethasone dipropionate inhalations, possibly associated with materials used in their formulation, or with the containers.^{1,4}

- Madden PJ, *et al.* Adverse reaction after aerosol inhalation. *Med J Aust* 1978; **1**: 274.
- Godin J, Malo JL. Acute bronchoconstriction caused by Beclomet and not Vancril. *Clin Allergy* 1979; **9**: 585–9.
- Clark RJ. Exacerbation of asthma after nebulised beclomethasone dipropionate. *Lancet* 1986; **ii**: 574–5.
- Beasley R, *et al.* Benzalkonium chloride and bronchoconstriction. *Lancet* 1986; **ii**: 1227.

Reformulation. Reformulation of some metered-dose inhalers to use a chlorofluorocarbon (CFC)-free propellant has resulted in a change of efficacy. One CFC-free product (*Qvar*, UK) is reported to be effective at about half the dose¹ required with the standard product (see Uses and Administration, below) and the UK CSM has issued a reminder of the need for dosage reduction when converting from the conventional formulation to this product.² An open-label, crossover study in healthy subjects also found higher beclomethasone plasma concentrations after use of another brand (*Beclonase*, Eire) of CFC-free product.³ However, this dose reduction does not apply to all CFC-free formulations of beclomethasone. A review⁴ concluded that good studies on the bioequivalence between the reference beclomethasone preparation and the newer CFC-free formulations are not available.

- Davies RJ, *et al.* Hydrofluoroalkane-134a beclomethasone dipropionate extrathine aerosol provides equivalent asthma control to chlorofluorocarbon beclomethasone dipropionate at approximately half the total daily dose. *Respir Med* 1998; **92** (suppl): 23–31.
- CSM/MCA. Dose of CFC-free inhaled beclomethasone (*Qvar*). *Current Problems* 1999; **25**: 5–6. Also available at: http://www.mhra.gov.uk/home/idxplg/ldcService=GET_FILE&dDocName=CON2023235&RevisionSelectionMethod=LatestReleased (accessed 06/07/06)
- Lipworth BJ, Jackson CM. Pharmacokinetics of chlorofluorocarbon and hydrofluoroalkane metered-dose inhaler formulations of beclomethasone dipropionate. *Br J Clin Pharmacol* 1999; **48**: 866–8.
- Derom E, Pauwels RA. Pharmacokinetic and pharmacodynamic properties of inhaled beclomethasone dipropionate delivered via hydrofluoroalkane-containing devices. *Clin Pharmacokinet* 2005; **44**: 815–36.

Interactions

The interactions of corticosteroids in general are described on p.1494.

Pharmacokinetics

For a brief outline of the pharmacokinetics of corticosteroids, see p.1495. Beclomethasone is stated to be readily absorbed from sites of local application, and rapidly distributed to all body tissues. It is metabolised principally in the liver, but also in other tissues including gastrointestinal tract and lung; enzymatic hydrolysis rapidly produces the monoproprionate (which has some glucocorticoid activity), and, more slowly, the free alcohol, which is virtually devoid of activity. Only a small proportion of an absorbed dose is excreted in urine, the remainder being excreted in the faeces mainly as metabolites.

Uses and Administration

Beclomethasone dipropionate is a corticosteroid with mainly glucocorticoid activity (p.1490) that is stated to exert a topical effect on the lungs without significant systemic activity at recommended doses (but see Adrenal Suppression under Adverse Effects, above). It is used by inhalation, generally from a metered-dose aerosol, for the prophylaxis of asthma (see below).

Many formulations are now available, with differing dosage regimens, and the appropriate product literature should be consulted before starting therapy or changing to another formulation. Furthermore in the UK the doses of beclomethasone dipropionate for asthma and rhinitis are expressed in units of 50 micrograms or multiples thereof (dose supplied into the mouthpiece per actuation) whereas in the USA the dose-unit is 42 micrograms or multiples thereof (dose emitted from the mouthpiece); recommended doses therefore appear somewhat lower in the USA than the UK doses given below, although in practical terms there is probably no difference.

In the UK the adult dosage of the **conventional aerosol** and some dry powder inhalers is usually 400 micrograms daily, inhaled in 2 to 4 divided doses for maintenance treatment; if necessary, 600 to 800 micrograms may be inhaled daily initially, subsequently adjusted according to the patient's response. In patients with severe asthma or in those showing only a partial response to standard inhalation doses, high-dose inhalation therapy may be considered; doses of 1 mg daily (250 micrograms four times daily or 500 micrograms twice daily) may be used and may be increased to 1.5 to 2 mg daily (500 micrograms three or four times daily) if necessary; a maximum of 2 mg daily should not be exceeded. In children, 50 or 100 micrograms may be inhaled 2 to 4 times daily according to the response or alternatively, 100 or 200 micrograms may be inhaled twice daily.

Although beclomethasone dipropionate is generally inhaled in aerosol form, **inhalation capsules or discs** containing powder for inhalation are available for patients who experience difficulty in using the aerosol. Owing to differences in the relative bioavailability to the lungs a 100-microgram dose from an inhalation capsule or disc is approximately equivalent in activity to a 50-microgram dose from a conventional aerosol. Recommended maintenance doses of beclomethasone dipropionate from inhalation capsules or discs are therefore *higher*: 200 micrograms inhaled 3 or 4 times daily or 400 micrograms inhaled twice daily for adults, and 100 micrograms inhaled 2 to 4 times daily or 200 micrograms inhaled twice daily for children. Up to 800 micrograms twice daily may be inhaled if necessary in adults requiring high-dose therapy.

In some countries beclomethasone dipropionate is now available as a **CFC-free aerosol**. Because of changes in particle size the dose required from some such inhalers may be *lower* than that from a conventional aerosol: typical UK doses for one product (*Qvar*) range from 100 to 200 micrograms daily in mild asthma to 400 to 800 micrograms daily in severe asthma, given as 2 divided doses.

Inhalation of **nebulised** beclomethasone dipropionate has also been used in the management of asthma in children.

Beclomethasone dipropionate is also used as a **nasal spray** in the prophylaxis and treatment of allergic and non-allergic rhinitis (p.565). Usual doses are 100 micrograms in each nostril twice daily or 50 micrograms in each nostril 3 or 4 times daily; a total of 400 micrograms daily should not generally be exceeded. A dose of 50 micrograms in each nostril twice daily may be sufficient for prophylaxis. The nasal spray is also used to prevent recurrence of nasal polyps after surgical removal (p.1508).

Beclomethasone dipropionate is also used **topically** in the treatment of various skin disorders. It is generally applied as a cream or ointment containing 0.025%. Beclomethasone salicylate has also been used topically. For recommendations concerning the correct use of corticosteroids on the skin, and a rough guide to the clinical potencies of topical corticosteroids, see p.1497.

Adenoidal hypertrophy. Although normally managed by surgery (or if less severe simply by symptomatic relief) adenoidal hypertrophy in children was reported to respond to aqueous nasal beclomethasone 336 micrograms daily in an 8-week crossover study.¹ Improvements in adenoidal obstruction and symptom scores were enhanced in a subsequent 16-week follow-on study using 168 micrograms daily. Another similar study² of an initial 4-week crossover period followed by 24 weeks of open-label treatment, found symptomatic improvements in about half of the patients, and at 100 weeks there was a decrease in the rate of adenotonsillectomy in children who had responded to beclomethasone compared with nonresponders.

- Demain JG, Goetz DW. Pediatric adenoidal hypertrophy and nasal airway obstruction: reduction with aqueous nasal beclomethasone. *Pediatrics* 1995; **95**: 355–64.
- Crisculi G, *et al.* Frequency of surgery among children who have adenotonsillar hypertrophy and improve after treatment with nasal beclomethasone. Abstract: *Pediatrics* 2003; **111**: 663. Full version: <http://pediatrics.aappublications.org/cgi/content/full/111/3/e236> (accessed 27/04/04)

Asthma. Corticosteroids and beta₂-adrenoceptor agonists form the cornerstone of the management of asthma (p.1108). Patients requiring only occasional relief from symptoms may be managed with an inhaled short-acting beta₂ agonist, and an inhaled corticosteroid such as beclomethasone is added if symptomatic relief is needed more than once daily. In more severe asthma other drugs may be added (combination with a long-acting beta₂ agonist may have synergistic benefits), or the dose of inhaled corticosteroid may be increased.

High-dose regimens may pose problems of compliance if beclomethasone must be inhaled several times daily. However, one study¹ found once-daily inhalation to be as effective as the same dose divided into 2 daily inhalations in short-term control of moderate asthma. Also there have been doubts that increasing the dose of inhaled beclomethasone brings about increased benefits,² but guidelines and clinical practice suggest that improved control can often be achieved by increasing the dose. A systematic review³ noted that while there was little evidence of an effect of dose titration above 400 micrograms daily in those with mild to moderate asthma, evidence was lacking in patients with more severe disease (who are more likely to be given high-dose therapy), and studies were needed to resolve the question.

Inhalation of beclomethasone dipropionate as a nebulised solution has been found to be useful in the management of severe asthma in children aged 2 years or under previously unresponsive to other drugs.⁴ Nebulised beclomethasone dipropionate was also effective in the management of recurrent episodes of bronchopulmonary obstruction following bronchiolitis in children under 2 years of age.⁵ However, in other reports nebulised beclomethasone dipropionate, although more effective than saline in pre-school children, produced a response less than that usually observed with inhalation of beclomethasone from an aerosol or capsules,⁶ or no benefit at all.⁷ This may have been due to beclomethasone somehow failing to reach the lungs.⁸ In pre-school children able to use a spacer device with a metered aerosol, intermittent therapy with high-dose beclomethasone dipropionate, given at the first sign of symptoms, reduced the severity of acute episodic asthma.⁹

- Gagnon M, *et al.* Comparative safety and efficacy of single or twice daily administration of inhaled beclomethasone in moderate asthma. *Chest* 1994; **105**: 1732–7.
- Boe J, *et al.* High-dose inhaled steroids in asthmatics: moderate efficacy gain and suppression of the hypothalamic-pituitary-adrenal axis. *Eur Respir J* 1994; **7**: 2179–84.
- Adams NP, *et al.* Beclomethasone versus placebo for chronic asthma. Available in The Cochrane Database of Systematic Reviews; Issue 1. Chichester: John Wiley; 2005 (accessed 22/08/08).
- Pedersen W, Prah P. Jet-nebulised beclomethasone dipropionate in the management of bronchial asthma: topical steroids for asthmatic children younger than 4 years. *Allergy* 1987; **42**: 272–5.

